



## Tap Penetration Flange

The Waterbar Tap Penetration Flange is designed to bridge oversized and shattered penetrations. This unique stepped sealant flange ensures the spindle is contained, and water leaking from it is directed into the shower alcove, allowing this spindle to be removed without compromising the waterproofing.

With the use of modern waterproofing membranes, the old problem of water leaking from wet areas at the wall/floor intersection is now a thing of the past. The Waterbar Tap Penetration Flange addresses the problems that oversized or shattered wall penetrations create when trying to seal tap body to wallboard.

### Fitting

In most cases the penetration will need to be enlarged. This can be done with a hole saw or a blade knife, or in the case of fibre cement sheet, nibbling with pliers. Apply building adhesive to back of outer edge of flange and position. Gently press whilst rotating back and forth to achieve optimum positioning. A bead of sealant is then applied between the tap body and flange. The flange is now fitted and your wet area is ready to be tiled.


However if a plastic 'block off' is used instead of a spindle and the flange will not fit over it, the following procedures will need to be carried out.

With a pair of snips, make a cut across the outer flange to the step. Next, cut from the inside, across sealant flange and up the step. It is important the flange is cut in two stages, as any attempt to cut the flange in one action will shatter it. The flange can then be gently opened in a spiral fashion, enough to slip over the 'block off'.

A larger block off may make it difficult to apply sealant with flange fitted. In this case apply a bead of sealant around the tap body first, in such a way that it will contact the inner flange just before the outer flange engages the wall. Ensure that the cut you made on the flange ends up on top.

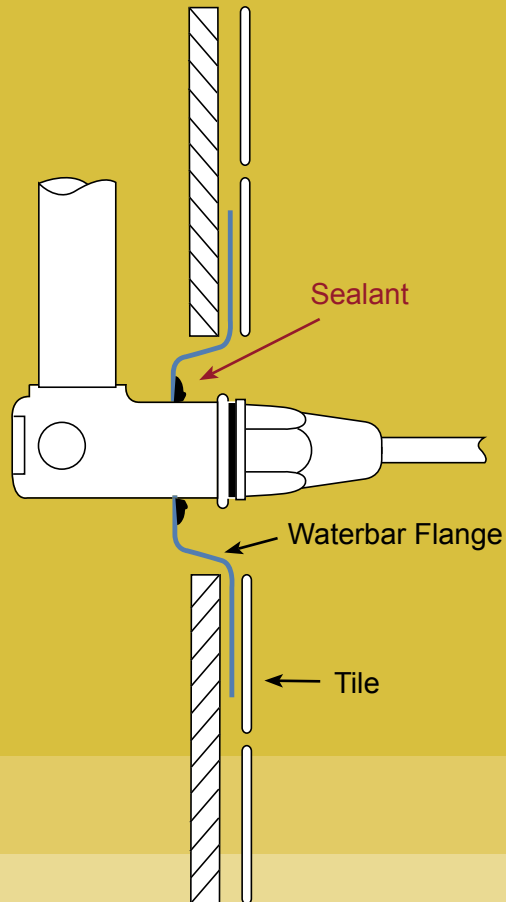
# Waterbar

## Shower Outlet Washer




Waterbar Shower outlet washers are made from high quality EPDDM rubber with an adhesive backing.

Simply peel and stick! The precision hole seals around the pipe thread.



## The Waterbar Tap Penetration Flange:

- 1 Rectifies oversized and fragmented penetrations.
- 2 Protects exposed core of WR plasterboard.
- 3 Compensates for excessive tap setback.
- 4 Reduces costly water maintenance problems.
- 5 Is very cost effective.
- 6 Is easy to install.
- 7 Can be used by both the professional and do-it-yourself person.



### Waterbar Head Office

22 Gameau Rd, Paradise SA 5075  
Ph. (08) 8337 5275 Fax. (08) 8337 0700

No More Leaking Showers!